

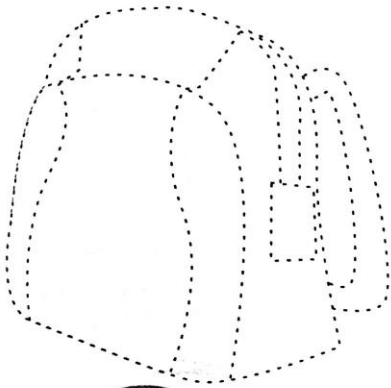
Posługiwanie się bardzo podstawowym zasobem środków językowych (przybory szkolne), reagowanie werbalne i niewerbalne na proste polecenia, rozumienie sensu krótkich wypowiedzi ustnych.

1. Wykonaj ćwiczenia na kartach pracy.

0 **Narysuj i zakreśl.**

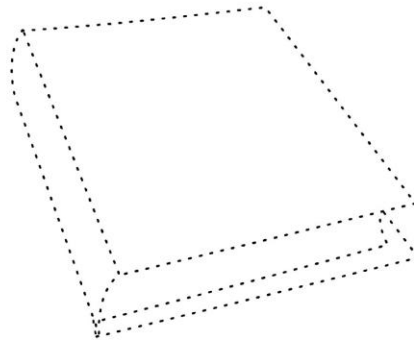
Extension 1 **1**

1



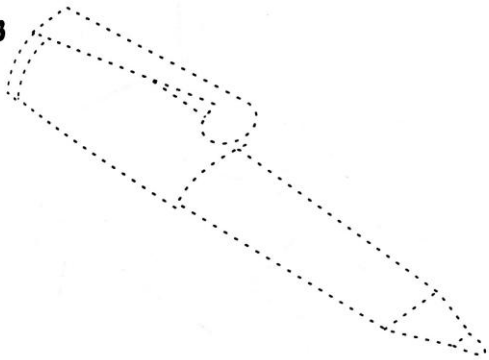
It's a bag / rubber.

2



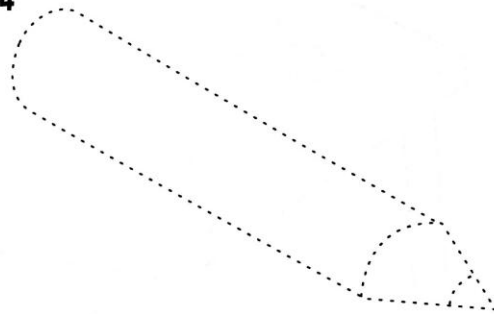
It's a pencil case / book.

3



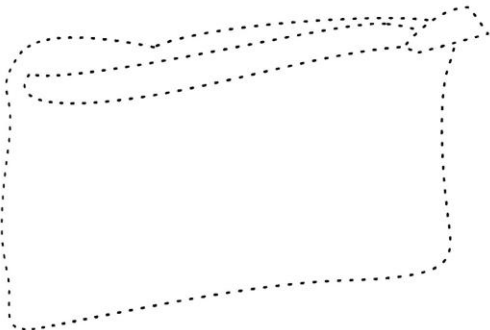
It's a pen / rubber.

4



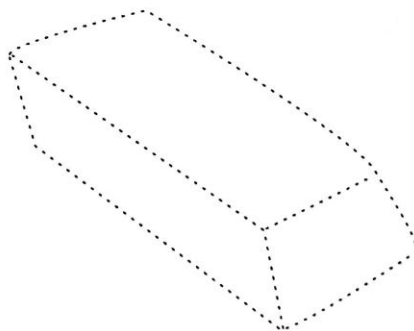
It's a bag / pencil.

5



It's a pencil case / pen.

6



It's a book / rubber.


1 Extension 2

1 Przeczytaj, popatrz i pokoloruj.

1 It's a chair. It's yellow.

2 It's a book. It's green.

3 It's a crayon. It's pink.



4 It's a notebook. It's blue.

5 It's a ruler. It's red.

6 It's a pencil. It's grey.